



Phone: 603-224-8400

1317 Route 3A

Fax: 603-952-2215

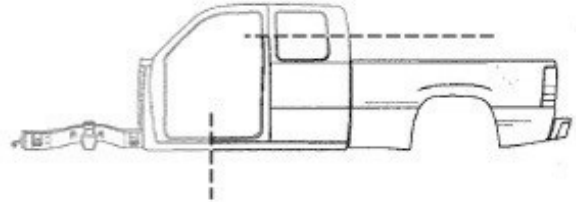
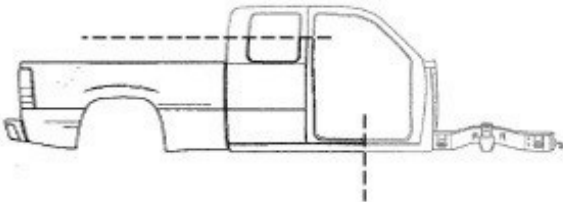
Extended Cab Truck Cut Sheet

Prices Reflect a Standard cut. Custom cuts are available.

Passenger Side

1/4 Panel Cut

Driver Side

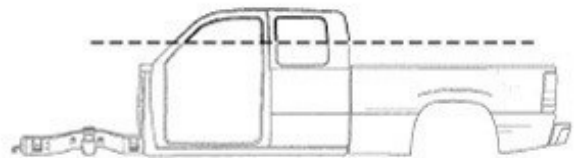
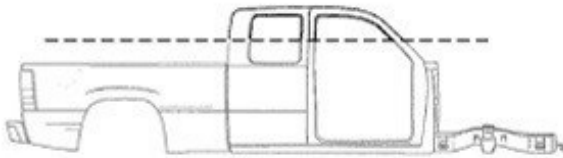


Standard 1/4 Panel Cut = Halfway down the sail panel and halfway through each bottom door opening.

Passenger Side

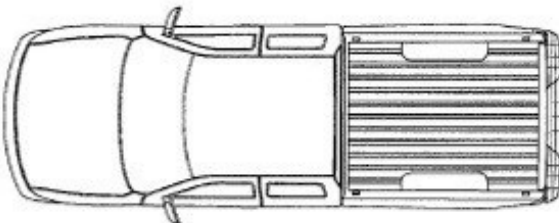
Roof Cut

Driver Side



Standard Roof Cut = Halfway down each post.

Mark this picture for depth of cut



Top View

Please use the area below for a detail of cut instructions: